

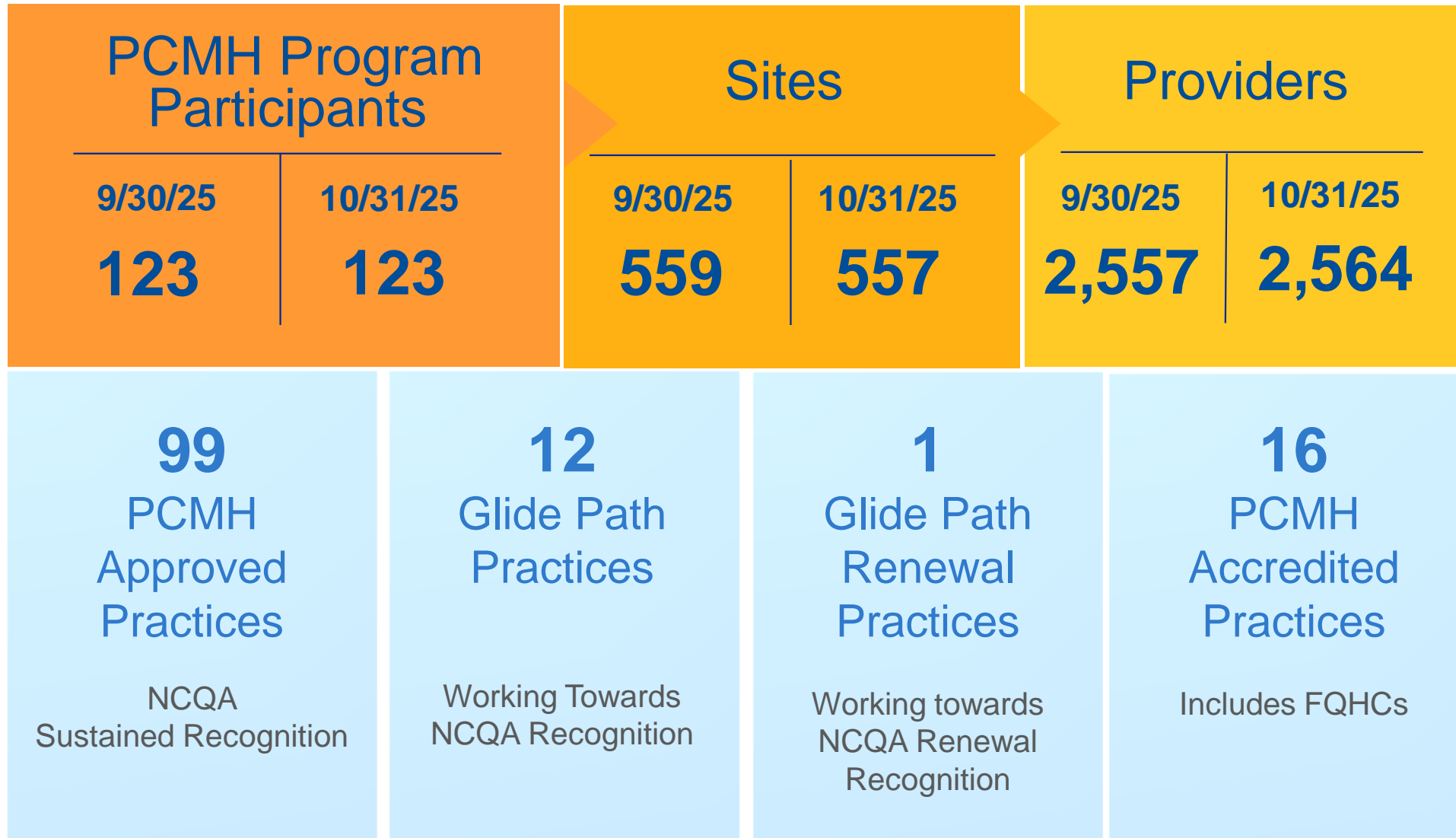
# Care Management PCMH Committee

Person-Centered Medical Home  
Program Update  
November 12, 2025



# PCMH Program Status

As of October 31, 2025



Note: 5 Practices have sites in both PCMH & Glide Path Programs

# PCMH Approved Practices

## PCMH Approved Practices

9/30/25

**99**

10/31/25

**99**

New Approved Practices: 0  
Completed Glide Path: 0  
Moved to Glide Path Renewal: 0  
Practices Termed: 0

## PCMH Approved Sites

9/30/25

**399**

10/31/25

**397**

New Approved Sites: 0  
Completed Glide Path: 0  
Completed Glide Path Renewal: 0  
Sites Termed: 2

## PCMH Approved Providers

9/30/25

**1,884**

10/31/25

**1,895**

Completed Glide Path: 0  
Completed Glide Path Renewal: 0  
Providers Added: 25  
Providers Termed: 14

# PCMH Adult & Pediatric Practices

**99** PCMH Approved  
Practices

**397**  
PCMH Approved Sites

**31** Internal  
Medicine  
PCMH  
Practices  
with **166** Sites

**21** Family  
Medicine  
PCMH  
Practices  
with **114** Sites

**65** Pediatric  
PCMH  
Practices  
with **116** Sites

**1** Geriatric  
PCMH  
Practice  
with **1** Site

*This data reflects current information through October 31, 2025*

*Note: 8 Practices have sites in 3 of the 4 categories & 3 Practices have sites in 2 of the 4 categories.  
Sites are counted once.*

# PCMH Glide Path Practices

## Glide Path Practices

9/30/25

**12**

10/31/25

**12**

New Practices: 0

Completed Glide Path: 0

Practices Termed: 0

## Glide Path Renewal (GPR) Practices

9/30/25

**1**

10/31/25

**1**

Completed GPR: 0

Moved to GPR: 0

## Glide Path Sites

9/30/25

**17**

10/31/25

**17**

New Practice Sites: 0

Completed Glide Path: 0

Sites Termed: 0

## Glide Path Providers

9/30/25

**47**

10/31/25

**47**

New Providers: 0

Completed Glide Path: 0

Providers Added: 0

Providers Termed: 0

## 2 Sites 5 Providers

Sites Completed GPR: 0

Sites Moved to GPR: 0

Providers Completed GPR: 0

Providers Moved to GPR: 0

# PCMH Accredited Program Participants

Federally Qualified Health Centers (FQHCs) and FQHC look-alikes are program participants\*

## PCMH Accredited Participants

9/30/25

**16**

10/31/25

**16**

No Change

## PCMH Accredited Sites

9/30/25

**141**

10/31/25

**141**

Sites Added: 0

Sites Termined: 0

## PCMH Accredited Providers

9/30/25

**621**

10/31/25

**617**

Providers Added: 13

Providers Termined: 17

\*Federally Qualified Health Centers (FQHCs) and FQHC look-alikes are PCMH program participants if they are pursuing and/or have obtained the Joint Commission Ambulatory Care accreditation with Primary Care Medical Home certification as well as NCQA recognition.



# PCMH CY2025 Program Recruitment

## Recruitment as of October 31, 2025

- **5 New Practice Sites**
  - 2 New Practice Sites
  - 3 New Sites from Current PCMH Practices
- **8 Providers**
  - 8 From New Practice Sites
  - 0 From New Sites from Current PCMH Practice

# Non-PCMH CY2025 Practice Outreach

STATUS	#	STATUS	#
<b>Open-Defining Status:</b> Practice has been outreached regarding PCMH but has not meaningfully responded	86	<b>Closed:</b> (Practices gave the following reasons not to pursue PCMH):	99
<b>Open-Educating:</b> Practice has responded to outreach about PCMH and is engaged	58	▪ Additional Work (DSS, NCQA)	7
<b>Open-Interested:</b> Practice has responded to outreach about PCMH, engaged, and is actively interested in PCMH	1	▪ No EHR	26
<b>Watch-List:</b> Practice responded to outreach, was engaged, and has given no definitive reason to close as a PCMH Opportunity	24	▪ Not a PCP	7
		▪ Population - Small Panel	22
		▪ Population - Non-Compliant	4
		▪ Solo Practitioner	16
		▪ Staff Constraint/Turnover	1
		▪ Termed PCMH Practice	16
		<b>Grand Total</b>	<b>268</b>

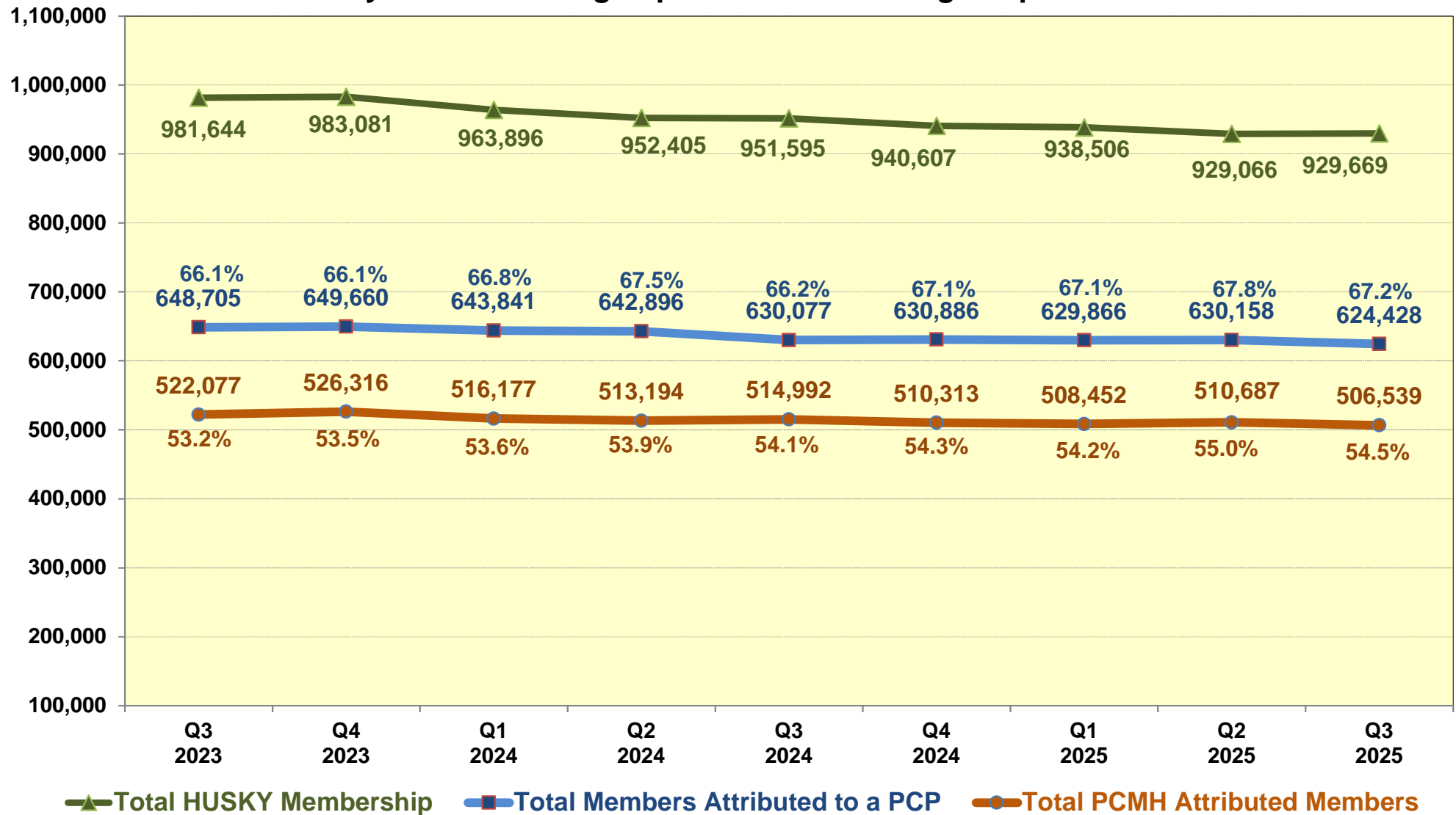
This data reflects current information through August 2025



# PCMH Program Member Attribution

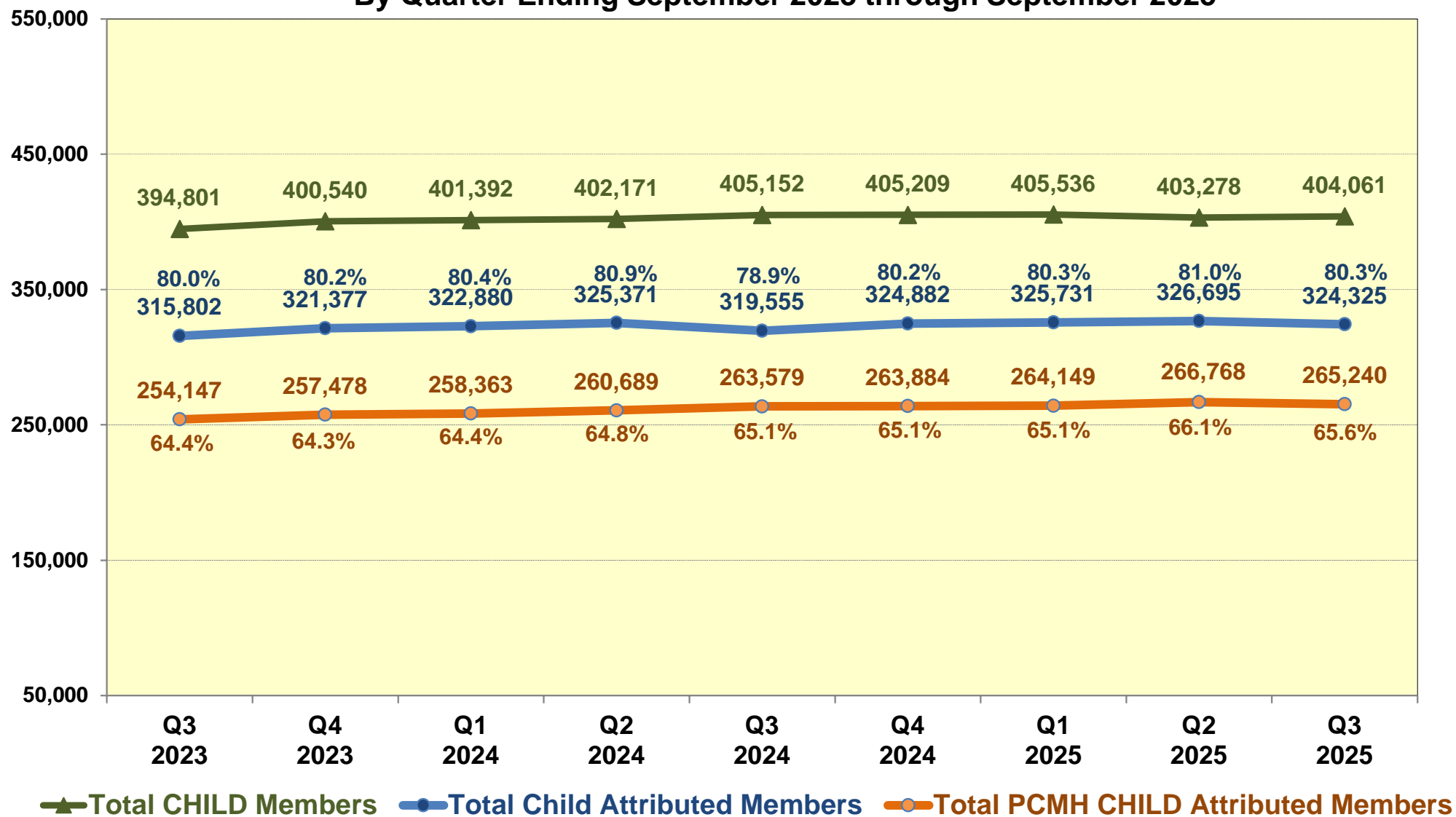
Summary of Total HUSKY Membership, Total Members Attributed to a PCP  
and Total PCMH Attributed Members

By Quarter Ending September 2023 through September 2025



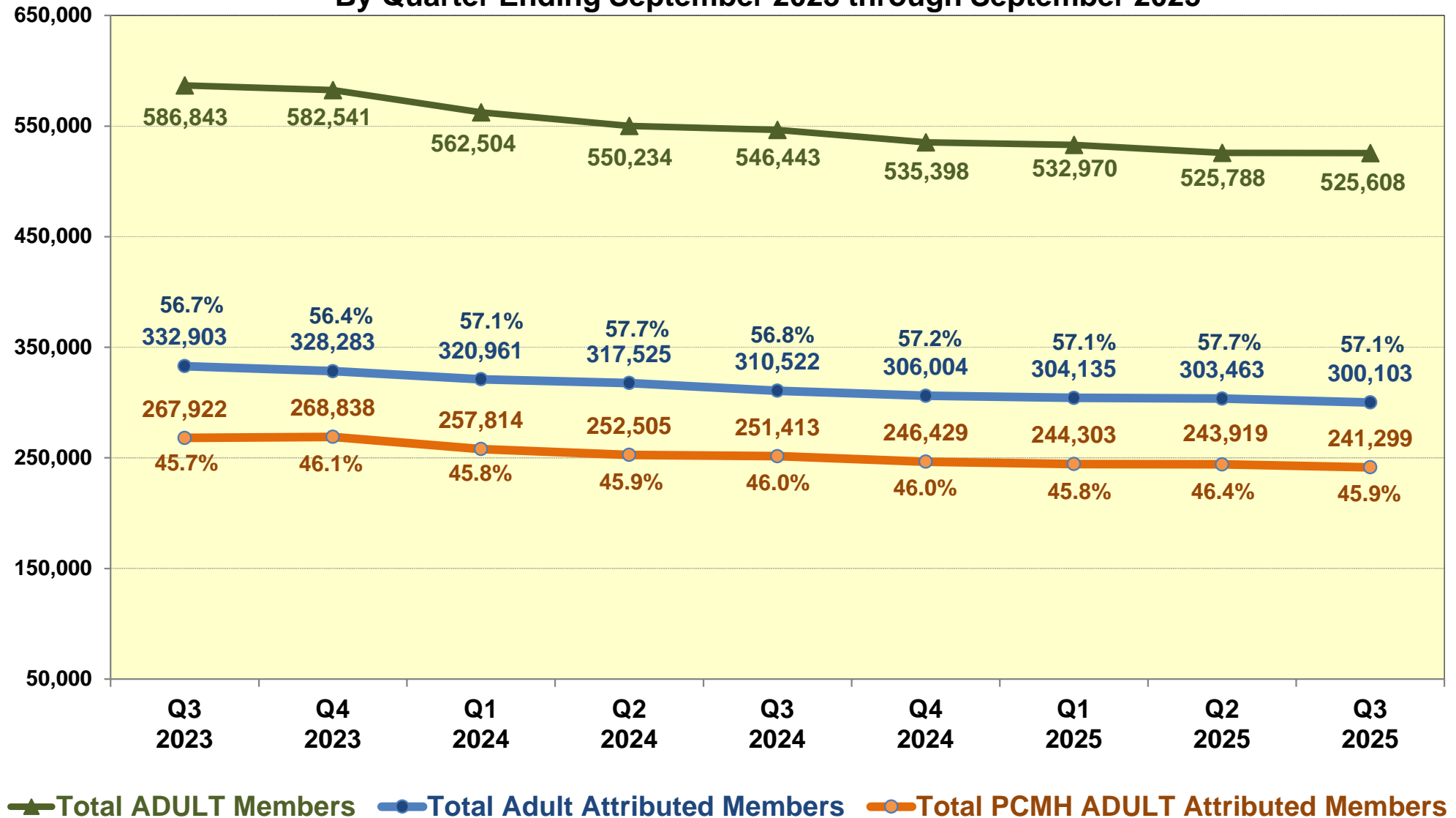
# PCMH Program CHILD Member Attribution

Comparison of Total CHILD Members, Total CHILD Attributed Members,  
and Total PCMH CHILD Attributed Members  
By Quarter Ending September 2023 through September 2025

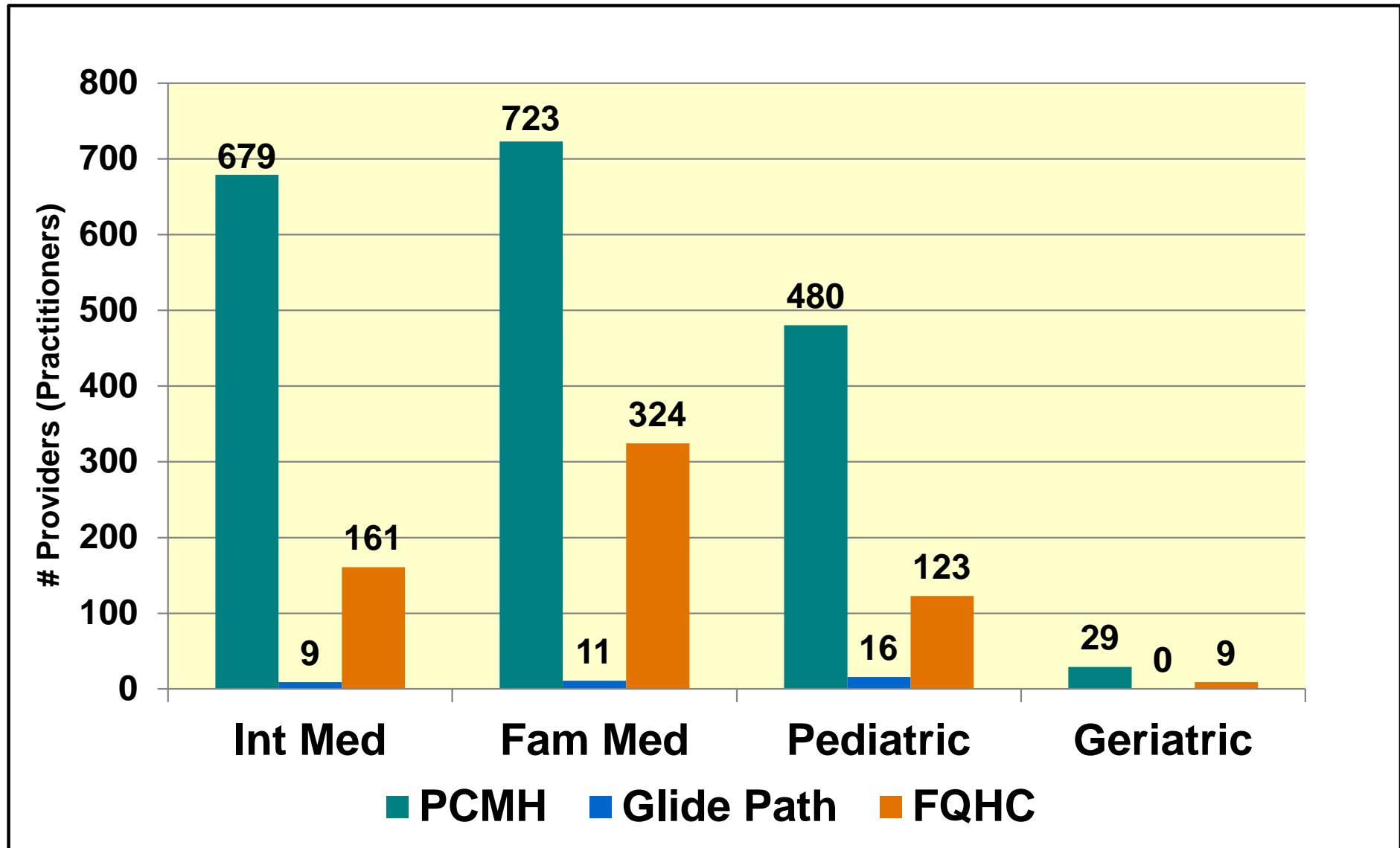


# PCMH Program ADULT Member Attribution

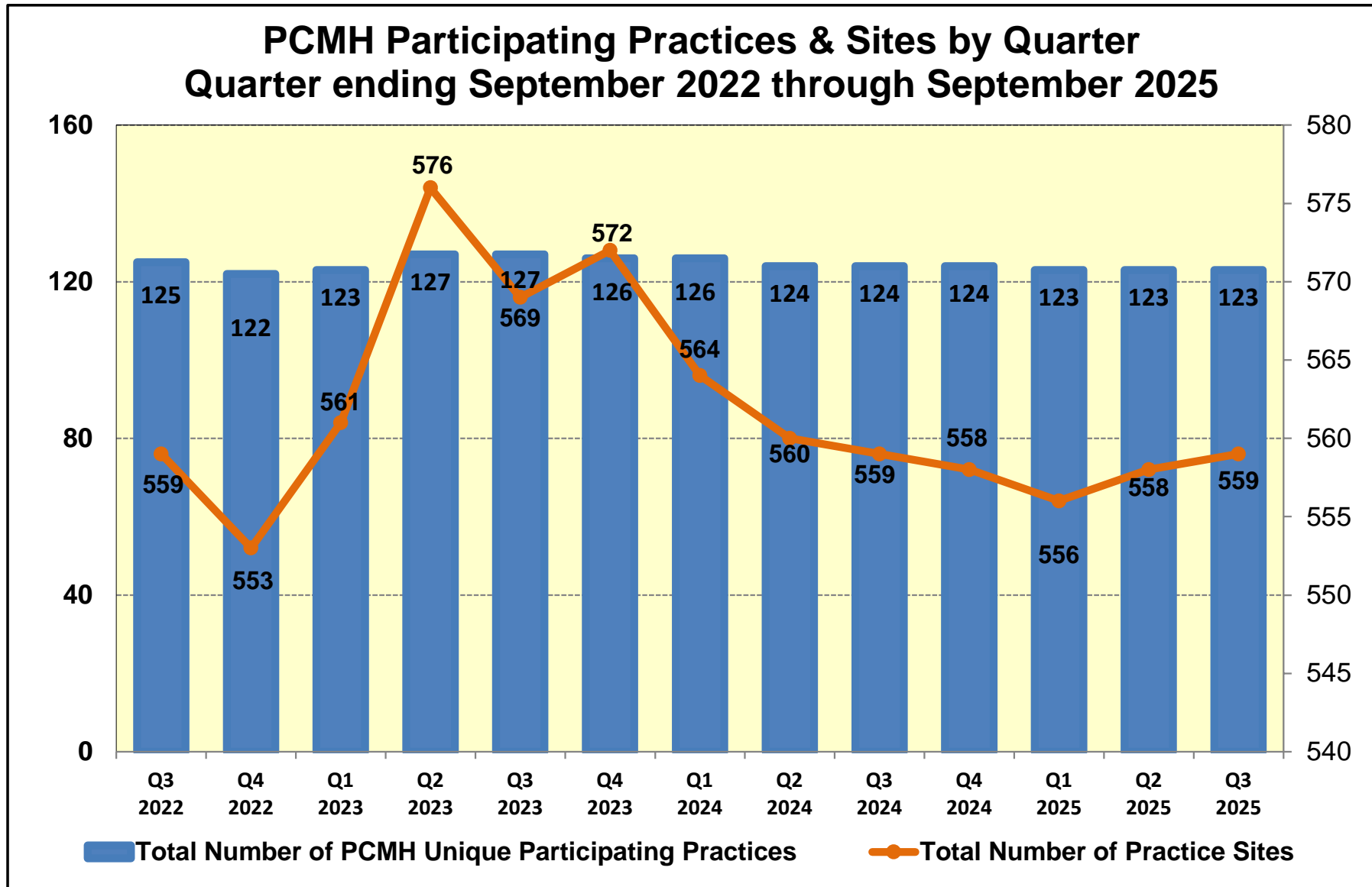
Comparison of Total ADULT Members, Total ADULT Attributed Members,  
and Total PCMH ADULT Attributed Members  
By Quarter Ending September 2023 through September 2025



# Provider Specialty by PCMH Program Participation as of October 31, 2025

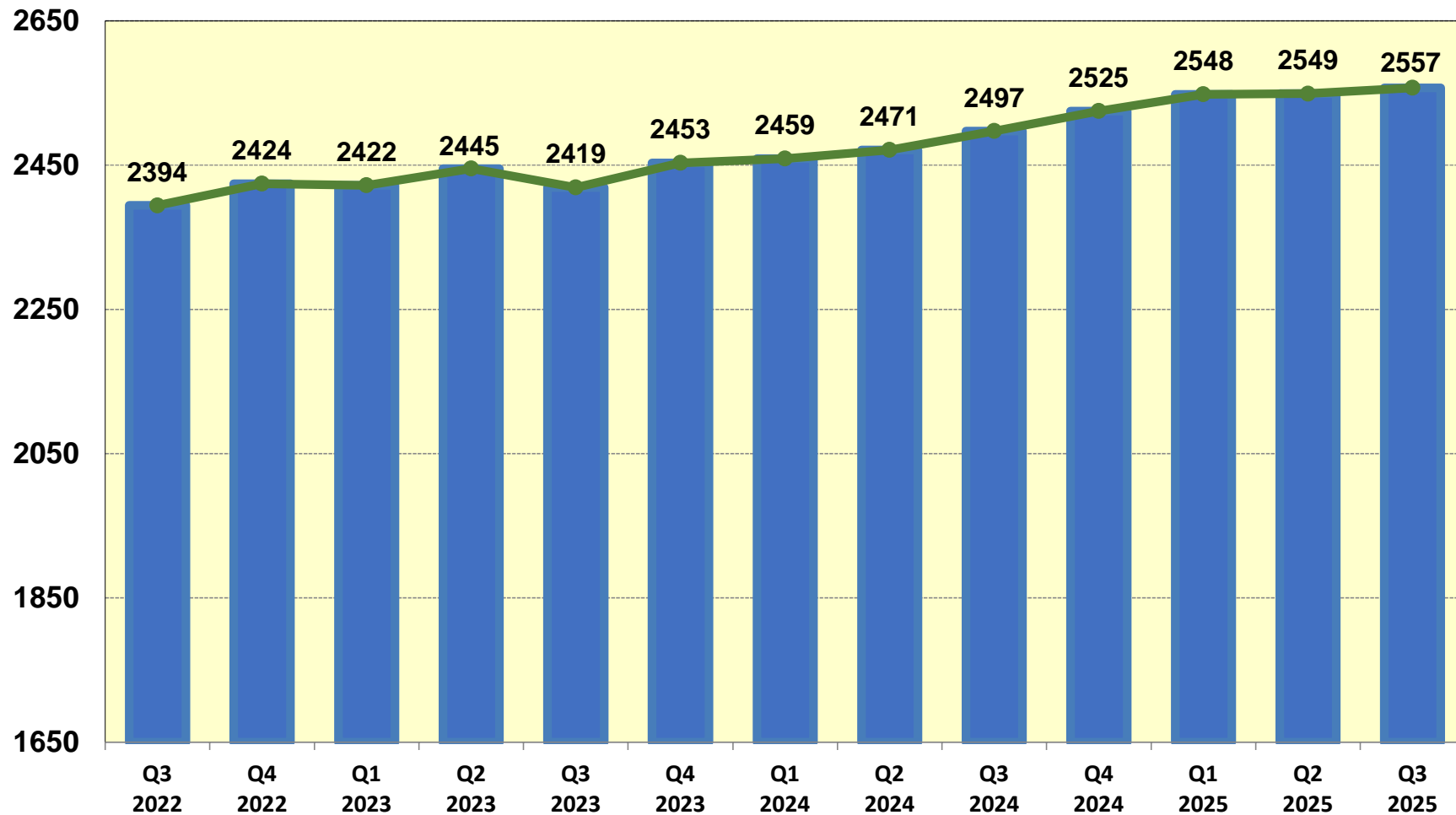


# PCMH Program Trends-Practices & Sites



# PCMH Program Trends - Providers

PCMH Total Participating Providers/Practitioners by Quarter  
Quarter ending September 2022 through September 2025



# CPTS Practice QI Engagement

## ■ Measurement year (MY) 2025 QI Activity Summary<sup>1</sup>

	PCMH	Glide Path	FQHC	TOTAL
Contacted Practices	88	9	15	<b>112</b>
Engaged Practices	77	9	15	<b>101</b>
Engagement Rate	88%	100%	100%	<b>90%</b>

## ■ Measurement year (MY) 2024 Final Results

- 91 engaged PCMH practices (increase of 22 practices from 2023)
- Improved 37 different measures
- Overall, a 3% - 57.5% net rate increase was demonstrated

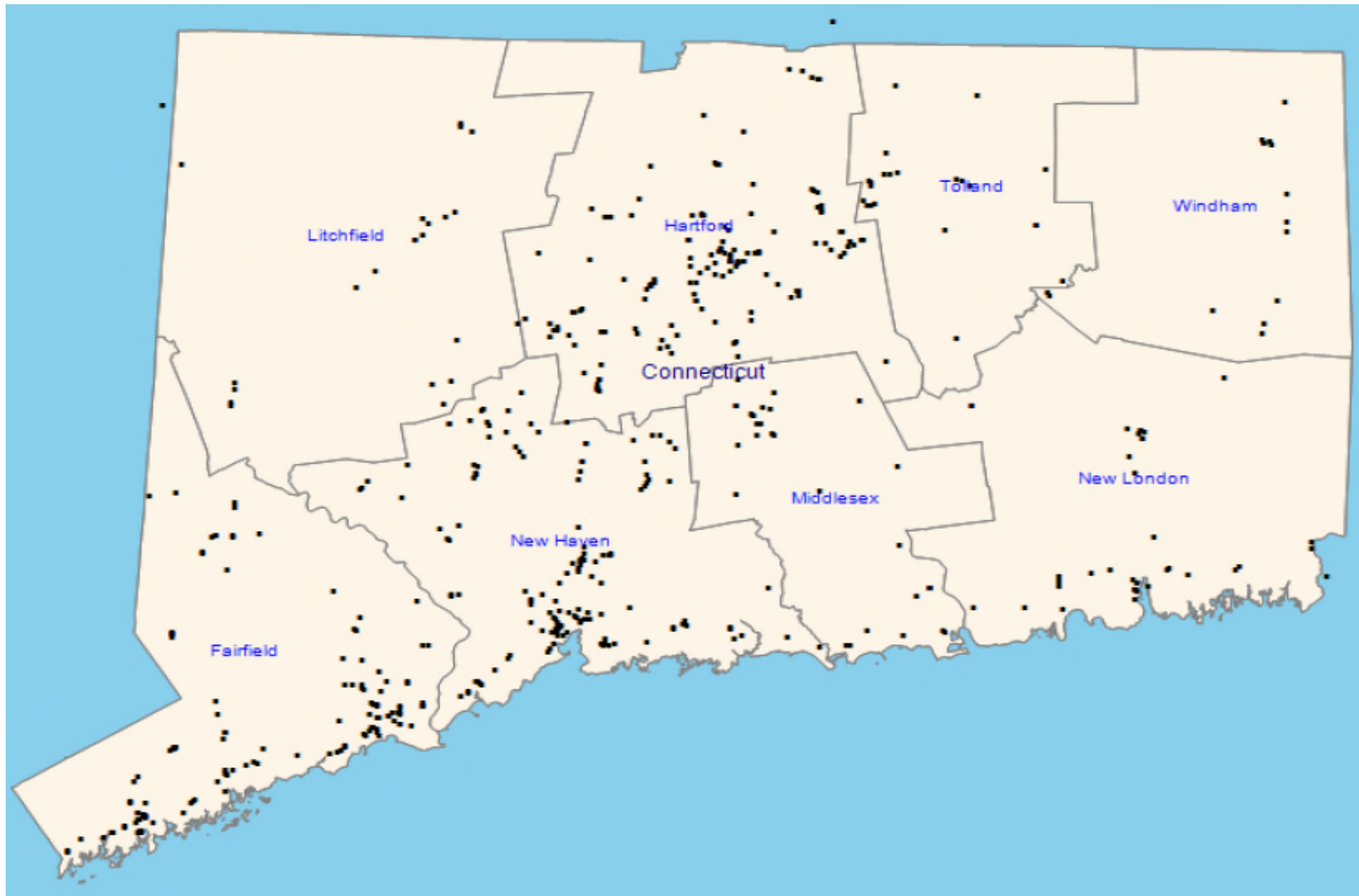
<sup>1</sup> Results reflect Q.I. activity from January 1, 2025, to August 31, 2025.



# PCMH Practice Site Locations

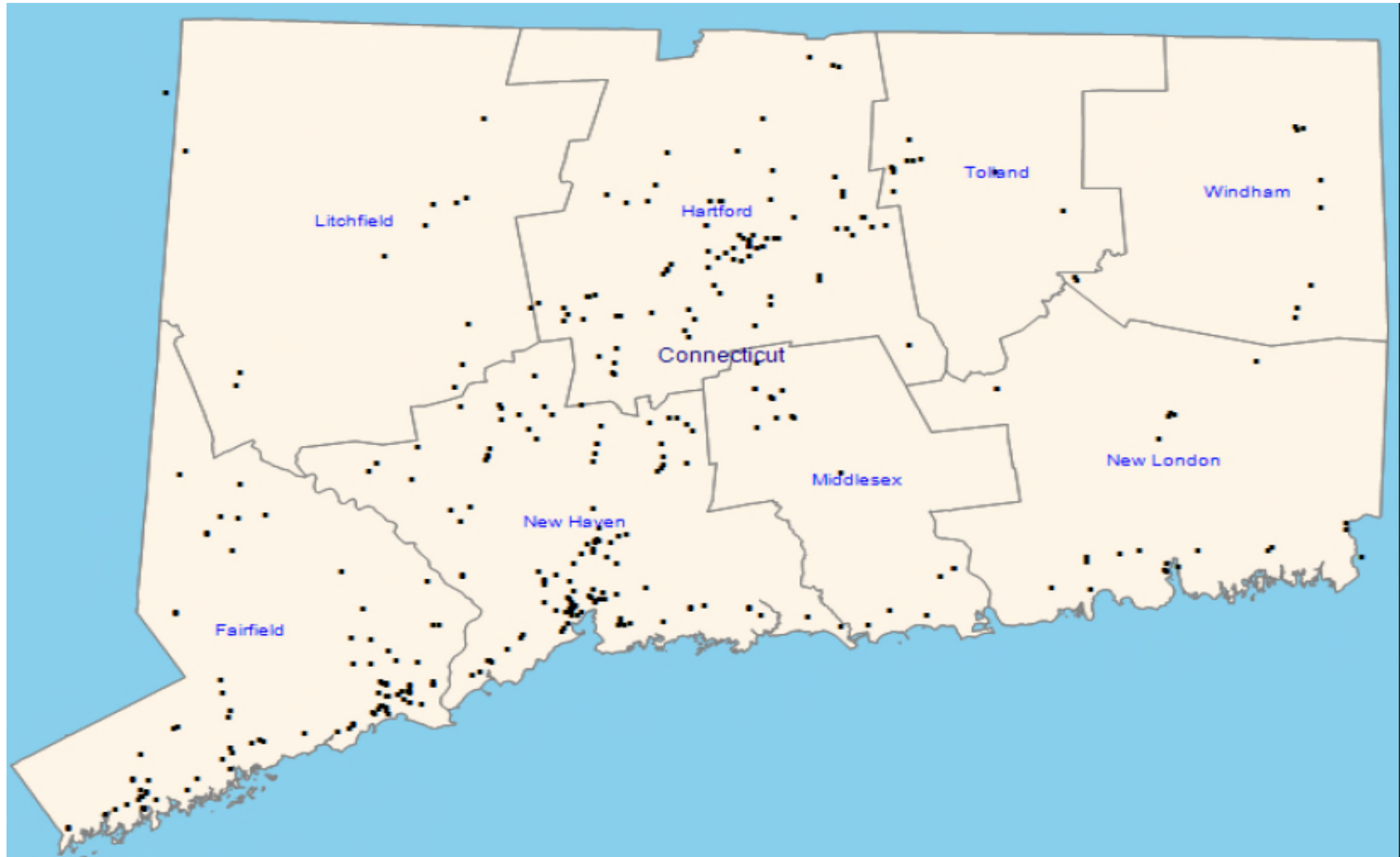


# All PCMH Program Practice Site Locations



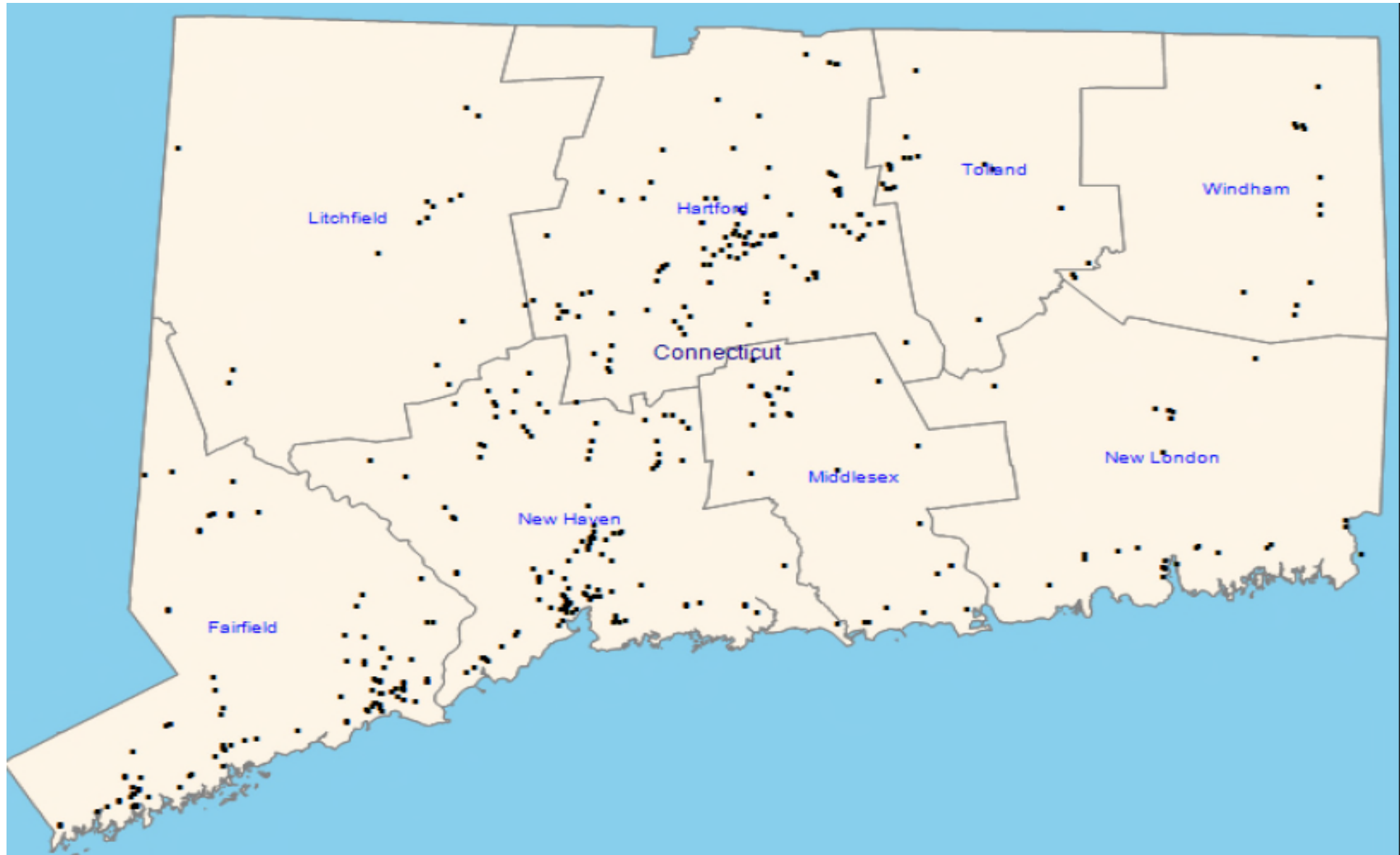
Note: Data is as of September 30, 2025. Maps are updated Quarterly

# Internal Medicine PCMH Program Practice Site Locations



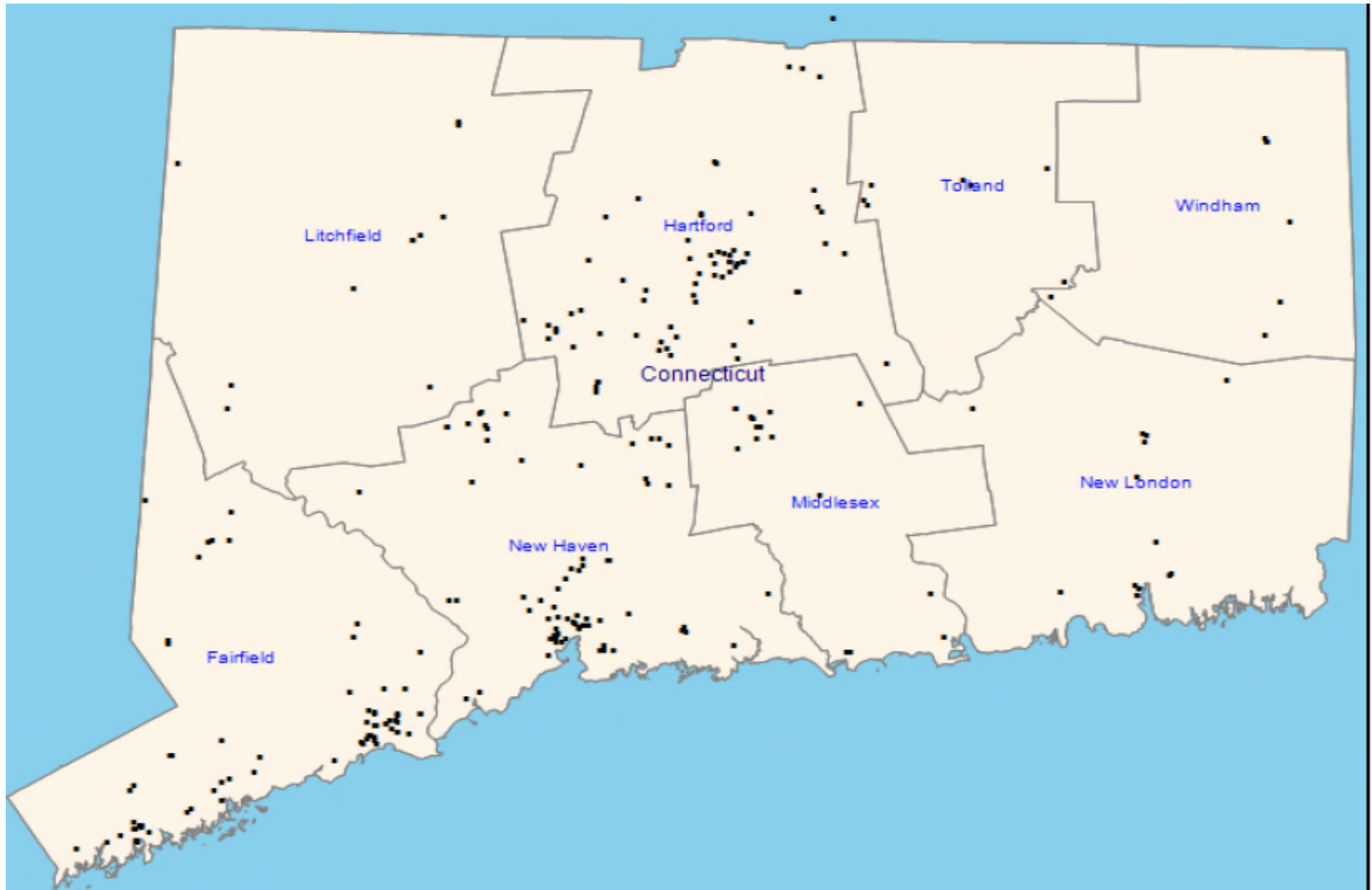
Note: Data is as of September 30, 2025

# Family Practice PCMH Program Practice Site Locations



Note: Data is as of September 30, 2025

# Pediatric PCMH Program Practice Site Locations



Note: Data is as of September 30, 2025